



High performance in a smaller body.

Truly the best of both worlds.

The 720G provides the high performance of a 720 Series golf sprinkler, but is encased in a smaller-diameter body. It is the perfect fit for tee boxes, approaches and other areas with special irrigation requirements.



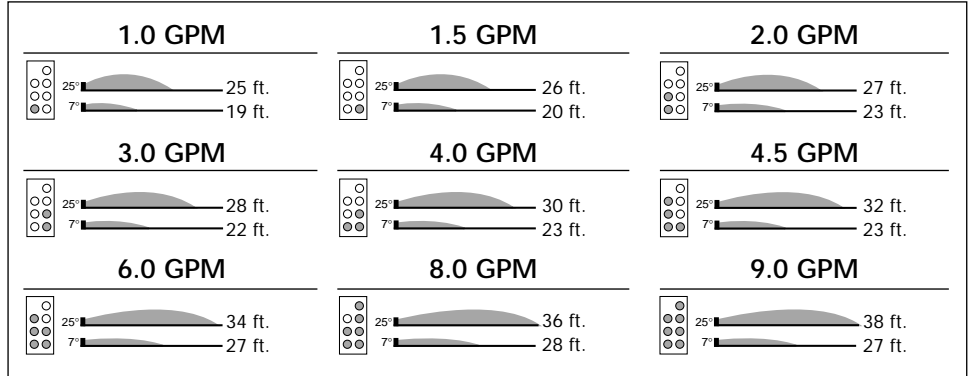
720G includes the unique MultiMatrix™ adjustable flow nozzles with self-cleaning ports, giving you the precision you need for difficult-to-irrigate areas. To compensate for weather and installation conditions, the patented Trujectory™ system allows you to make fine-tuning trajectory adjustments from 7° to 25° and radius adjustments from 20' to 38'.

720G is designed to handle the pressures of a golf system, but gives you the benefits of a small-bodied sprinkler. You no longer have to force-fit large-sized sprinklers in smaller areas. It's the specialty sprinkler you need to complete your system.

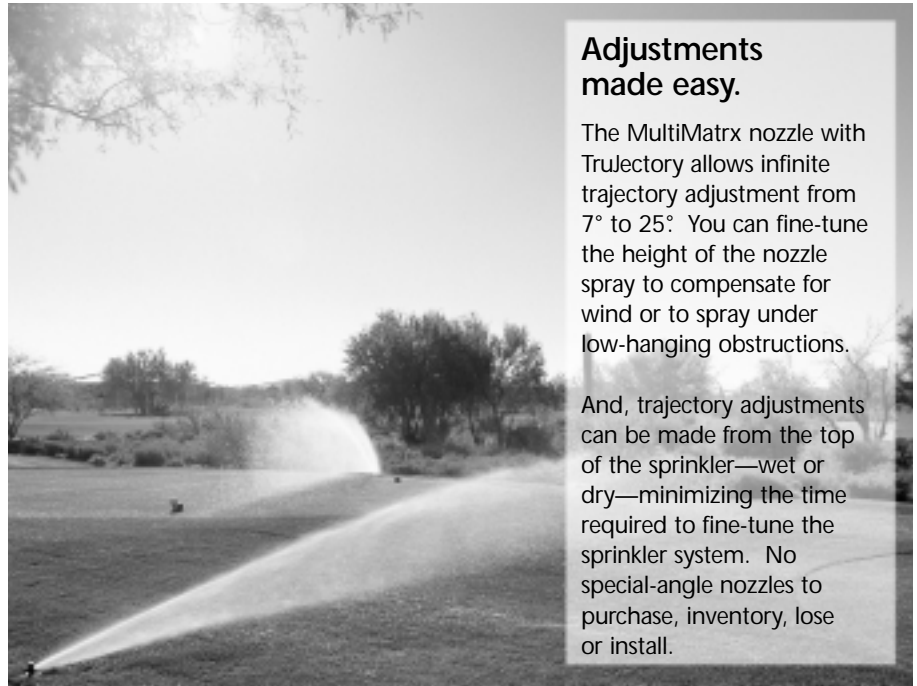
Toro 720G Series Golf Sprinklers

Recommended Spacing: 20'-38'

720G MultiMatrix Nozzle—Trujectory Performance @ 65 PSI



Unlike competitive sprinklers, the MultiMatrix nozzle features a matrix design that sprays water simultaneously from up to seven unique ports. Truly self-cleaning, these ports are manufactured from flexible aerospace materials. So sand and other particles pass right through without clogging or distorting the nozzle.


























Adjustments made easy.

The MultiMatrix nozzle with Trujectory allows infinite trajectory adjustment from 7° to 25°. You can fine-tune the height of the nozzle spray to compensate for wind or to spray under low-hanging obstructions.

And, trajectory adjustments can be made from the top of the sprinkler—wet or dry—minimizing the time required to fine-tune the sprinkler system. No special-angle nozzles to purchase, inventory, lose or install.

720G MultiMatrix MPR Combinations

The following sets of nozzles may be used in combination to deliver a balanced precipitation rate.

#1 	#2 	#3 	#4 
#1.5 	#3 	#4.5 	#6 
#2 	#4 	#6 	#8 
#3 	#6 	#9 	
#4 	#8 	OR #4 	#8 
#4.5 	#9 	OR #4.5 	#9 

Note: Combinations assume that all nozzles are operating at the same pressure.

In addition, sprinklers can run off the same line if adequate flow exists.



Apex at 65 PSI

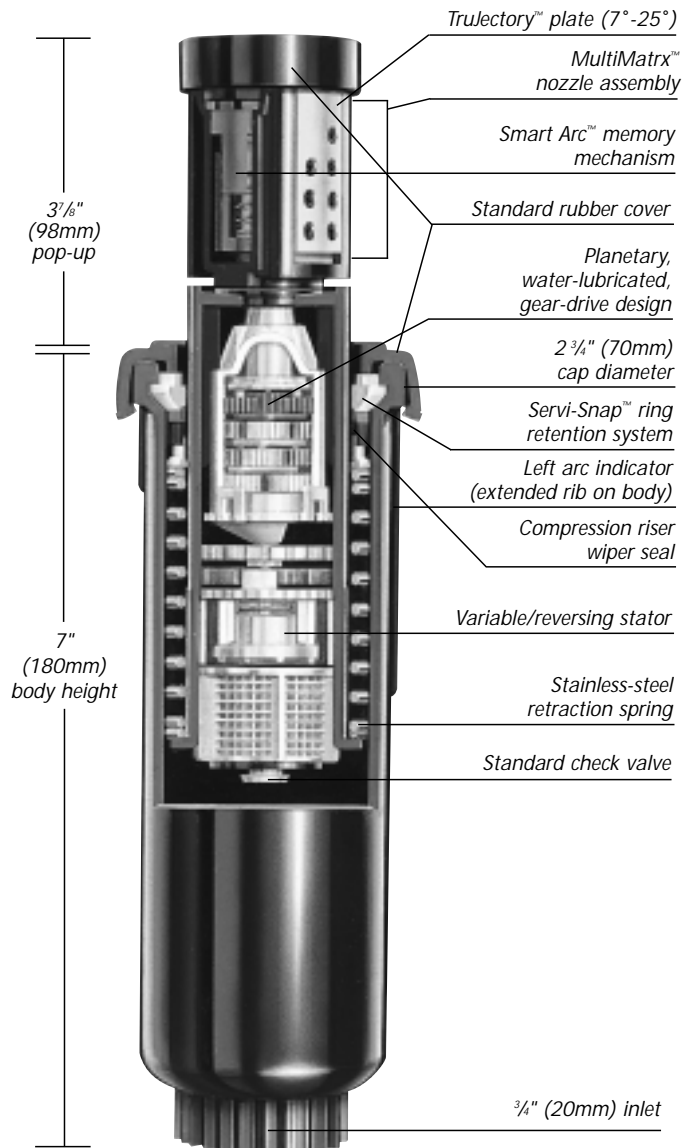
Nozzle GPM	25°		7°	
	Max. Height of Spray	Distance from Head	Max. Height of Spray	Distance from Head
1	7'8"	15'	1'5"	9'
1.5	7'8"	15'	1'5"	9'
2	8'4"	19'	1'5"	10'
3	9'4"	22'	1'5"	10'
4	9'6"	22'	1'7"	12'
4.5	10'6"	27'	1'8"	13'
6	11'	28'	1'10"	14'
8	11'6"	30'	2'	15'
9	12'	31'	2'	15'

Features

- Adjustable-flow nozzle, 1-9 GPM
- Trajectory radius adjustment
- Full-circle and adjustable part-circle (40°-360°) models available
- High pop-up height to clear taller grasses
- All adjustments made from the top—wet or dry
- Matched precipitation rates
- Time-proven planetary gear-drive design
- Variable reversing stator
- All internal components serviceable from the top of the sprinkler with Servi-Snap™
- Durable engineering plastic and stainless-steel construction

Specifications

- Recommended Spacing: 20'-38'
- Flow Rate: 1.13-11.46 GPM
- Adjustable Trajectory: 7°-25°
- Operating Pressure Range: 40-90 PSI
- Optimum nozzle performance @ 65 PSI
- ¾" female-threaded inlet
- Check-O-Matic maintains up to 10' of elevation change
- Dimensions:
 - Pop-up to center of nozzle plate: 2⁵/₈"
 - Body Height: 7"



720G MultiMatrix™ Nozzle Performance Data @ 25° Trajectory—U.S.

Base Pressure	Nozzle Sets																																			
	1		Prec. Rate		1.5		Prec. Rate		2		Prec. Rate		3		Prec. Rate		4		Prec. Rate		4.5		Prec. Rate		6		Prec. Rate		8		Prec. Rate		9		Prec. Rate	
PSI	Rad	GPM	△	□	Rad	GPM	△	□	Rad	GPM	△	□	Rad	GPM	△	□	Rad	GPM	△	□	Rad	GPM	△	□	Rad	GPM	△	□	Rad	GPM	△	□	Rad	GPM	△	□
40	29	1.13	.11	.13	29	1.50	.15	.17	30	2.09	.19	.22	31	2.60	.23	.26	32	3.62	.29	.34	34	4.06	.29	.34	34	5.15	.37	.43	34	6.49	.47	.54	37	7.15	.44	.50
45	29	1.18	.12	.14	29	1.59	.16	.18	30	2.21	.20	.24	31	2.86	.25	.29	32	3.91	.32	.37	34	4.43	.32	.37	35	5.56	.38	.44	35	6.96	.47	.55	39	7.65	.42	.48
50	29	1.24	.12	.14	29	1.68	.17	.18	30	2.34	.22	.25	32	3.00	.24	.28	33	4.16	.32	.37	35	4.75	.32	.37	37	5.95	.36	.42	38	7.43	.43	.50	41	8.14	.40	.47
55	29	1.28	.13	.15	29	1.76	.17	.20	31	2.45	.21	.25	32	3.20	.26	.30	34	4.30	.31	.36	36	4.94	.32	.37	38	6.33	.37	.42	40	7.84	.41	.47	42	8.54	.40	.47
60	29	1.33	.13	.15	30	1.84	.17	.20	31	2.54	.22	.25	32	3.31	.27	.31	34	4.51	.33	.38	36	5.22	.34	.39	38	6.60	.38	.44	40	8.30	.43	.50	44	9.07	.39	.45
65	29	1.39	.14	.16	30	1.91	.18	.20	31	2.63	.23	.26	32	3.42	.28	.32	35	4.69	.32	.37	36	5.41	.35	.40	39	6.87	.38	.43	42	8.61	.41	.47	44	9.67	.42	.48
70	29	1.43	.14	.16	30	2.00	.19	.21	32	2.72	.22	.26	32	3.54	.29	.33	35	4.90	.33	.39	37	5.63	.34	.40	39	7.27	.40	.46	42	9.10	.43	.50	46	9.93	.39	.45
75	29	1.48	.15	.17	30	2.06	.19	.22	32	2.78	.23	.26	32	3.67	.30	.35	35	5.07	.35	.40	37	5.82	.35	.41	39	7.49	.41	.47	42	9.40	.44	.51	47	10.36	.39	.45
80	29	1.51	.15	.17	30	2.14	.20	.23	32	2.91	.24	.27	32	3.81	.31	.36	35	5.25	.36	.41	37	6.02	.37	.42	39	7.71	.42	.49	42	9.75	.46	.53	47	10.75	.41	.47
85	29	1.55	.15	.18	30	2.16	.20	.23	32	2.97	.24	.28	32	3.90	.32	.37	35	5.39	.37	.42	37	6.20	.38	.42	40	7.96	.41	.48	42	10.04	.47	.55	47	11.10	.42	.48
90	29	1.58	.16	.18	30	2.22	.21	.24	32	3.04	.25	.29	32	4.02	.33	.38	35	5.54	.38	.44	38	6.45	.37	.44	40	8.24	.43	.50	43	10.36	.47	.54	48	11.46	.41	.48

*△ Precipitation rates are for triangular spacing, shown in inches per hour, calculated at 50% of diameter.

*□ Precipitation rates are for square spacing, shown in inches per hour, calculated at 50% of diameter.

Performance shown is based on zero wind conditions.

■ = Spacing not recommended above 38'.

720G MultiMatrix™ Nozzle Performance Data @ 25° Trajectory—Metric

Pressure			Nozzle Set - 1		Nozzle Set - 1.5		Nozzle Set - 2		Nozzle Set - 3		Nozzle Set - 4		Nozzle Set - 4.5		Nozzle Set - 6		Nozzle Set - 8		Nozzle Set - 9	
Bar	kPa	Kg/cm ²	Radius (m)	Flow (LPM)	Radius (m)	Flow (LPM)	Radius (m)	Flow (LPM)	Radius (m)	Flow (LPM)	Radius (m)	Flow (LPM)	Radius (m)	Flow (LPM)	Radius (m)	Flow (LPM)	Radius (m)	Flow (LPM)	Radius (m)	Flow (LPM)
2,75	275	2,81	8,8	4,28	8,8	5,68	9,1	7,91	9,4	9,84	9,8	13,7	10,4	15,4	10,4	19,5	10,4	24,6	11,3	27,1
3,0	300	3,06	8,8	4,41	8,8	5,92	9,1	8,23	9,4	10,5	9,8	14,5	10,4	16,3	10,6	20,6	10,6	25,8	11,7	28,4
3,5	350	3,57	8,8	4,72	8,8	6,40	9,2	8,92	9,8	11,5	10,1	15,8	10,7	18,1	11,3	22,7	11,7	28,4	12,5	31,0
4,0	400	4,08	8,8	4,96	9,0	6,84	9,4	9,48	9,8	12,4	10,4	16,7	11,0	19,3	11,6	24,6	12,2	30,7	13,2	33,5
4,5	450	4,59	8,8	5,27	9,1	7,24	9,5	9,97	9,8	13,0	10,7	17,8	11,0	20,5	11,9	26,1	12,8	32,7	13,4	36,6
5,0	500	5,10	8,8	5,51	9,1	7,68	9,8	10,4	9,8	13,6	10,7	18,9	11,3	21,7	11,9	27,9	12,8	35,0	14,2	38,4
5,5	550	5,61	8,8	5,71	9,1	8,08	9,8	11,0	9,8	14,4	10,7	19,8	11,3	22,7	11,9	29,1	12,8	36,8	14,3	40,6
6,0	600	6,12	8,8	5,91	9,1	8,27	9,8	11,3	9,8	14,9	10,7	20,6	11,4	23,8	12,2	30,5	12,9	38,5	14,4	42,6
6,25	625	6,38	8,8	5,99	9,1	8,43	9,8	11,5	9,8	15,3	10,7	21,0	11,6	24,5	12,2	31,3	13,1	39,4	14,7	43,5

Precipitation rates are shown in meters per hour calculated at 50% of diameter

Performance shown is based on zero wind conditions.

■ = Spacing not recommended above 11,6 m.



Ordering Information — 720G Series Sprinklers

72XG		X
Arc		Optional
4—Full-circle 5—Part-circle	E—Effluent Model	
For Example: When specifying a full-circle 720G Series Sprinkler, you would specify:		
724G		



Form No. 490-3031 • LP7.5M102
©2002 The Toro Company
All Rights Reserved

The Toro Company • Irrigation Division • An ISO 9001-Certified Facility
P.O. Box 489 • Riverside, CA 92502 • (800) 664-4740 • www.toro.com

